



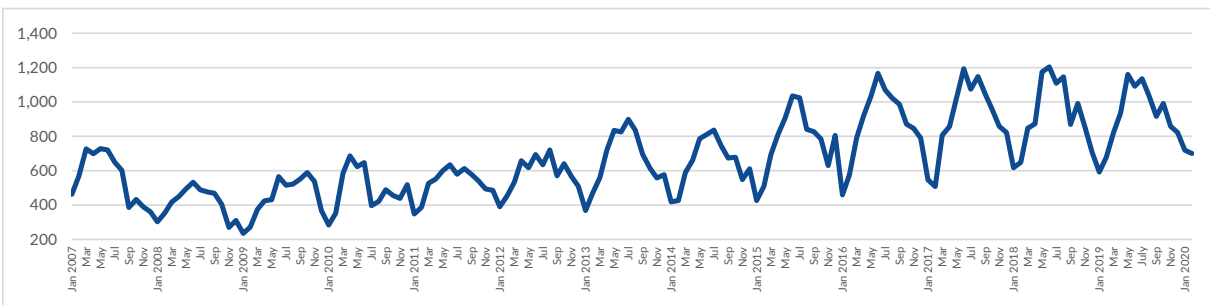
Ada County – Single-Family Homes

February 2020 Market Statistics

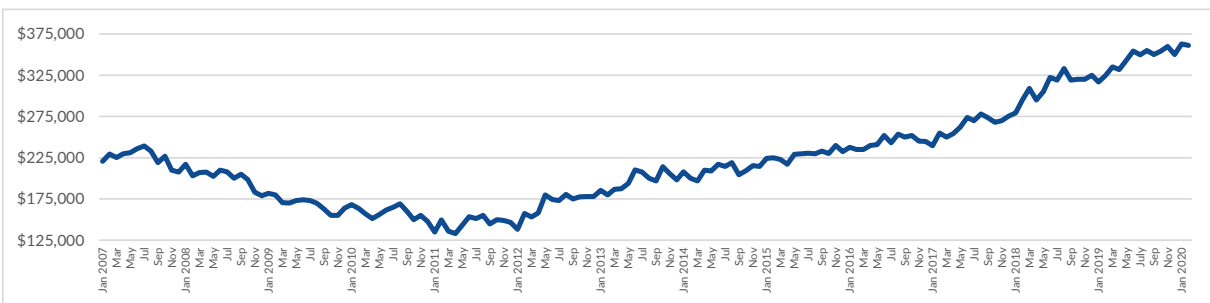
Copyright © 2020 Boise Regional REALTORS®
Data from the Intermountain MLS as of March 11, 2020

Key Metrics	Feb 2019	Feb 2020	% Chg	YTD 2019	YTD 2020	% Chg
Closed Sales	679	700	3.1%	1,271	1,422	11.9%
Median Sales Price	\$324,700	\$361,350	11.3%	\$320,000	\$362,545	13.3%
Days on Market	52	50	-3.8%	50	52	4.0%
Pending Sales	1,399	1,565	11.9%	--	--	--
Inventory	1,356	1,039	-23.4%	--	--	--
Months Supply of Inventory	2.1	1.4	-33.3%	--	--	--

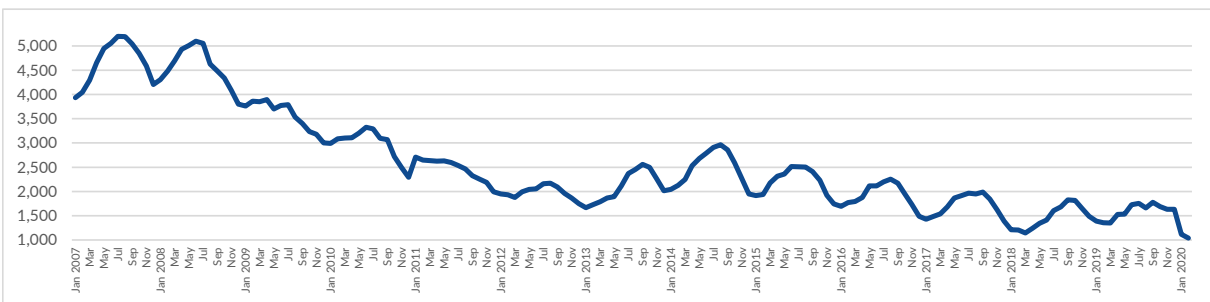
Closed Sales High: 1,342 in Aug 2005 | Low: 235 in Jan 2009 | Current Month: 700



Median Sales Price High: \$363,000 in Jan 2020 | Low: \$133,000 in Apr 2011 | Current Month: \$361,350



Inventory of Homes for Sale High: 5,198 in Jul 2007 | Low: 1,039 in Feb 2020 | Current Month: 1,039



These statistics are based upon information secured by the agent from the owner or their representative and reported to the Intermountain MLS (IMLS), a subsidiary of Boise Regional REALTORS® (BRR). The accuracy of this information, while deemed reliable, has not been verified and is not guaranteed. These statistics are not intended to represent the total number of properties sold in the geography noted during the specified time period. The IMLS and BRR provide these statistics for purposes of general market analysis but make no representations as to past or future performance. For additional information, please visit boirealtors.com/notes-on-data-sources-and-methodology. If you are a consumer, please contact a REALTOR® to get the most current and accurate information specific to your situation: intermountainmls.com/agentsearch.



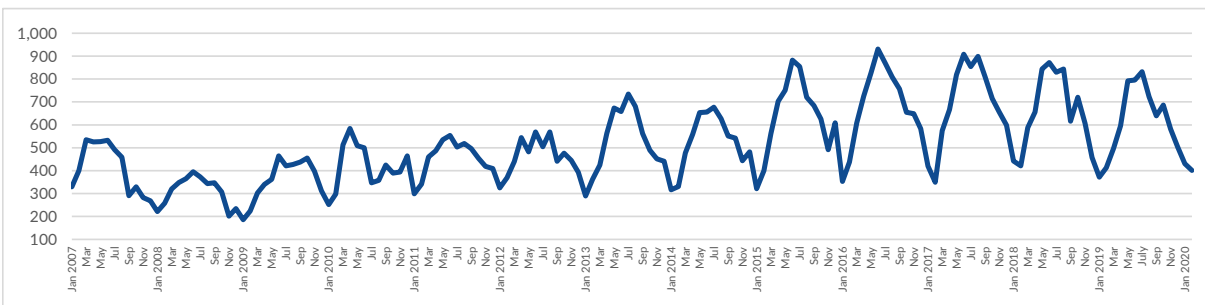
Ada County – Existing/Resale

February 2020 Market Statistics

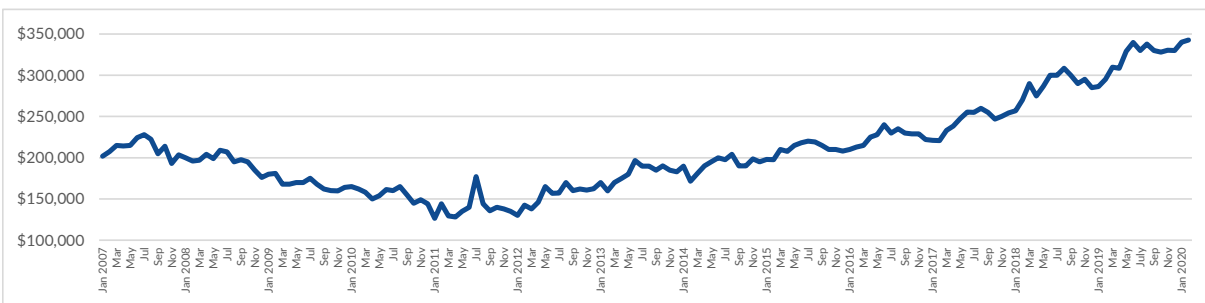
Copyright © 2020 Boise Regional REALTORS®
Data from the Intermountain MLS as of March 11, 2020

Key Metrics	Feb 2019	Feb 2020	% Chg	YTD 2019	YTD 2020	% Chg
Closed Sales	413	401	-2.9%	785	833	6.1%
Median Sales Price	\$295,000	\$342,720	16.2%	\$290,000	\$342,000	17.9%
Days on Market	35	33	-5.7%	38	36	-5.3%
Pending Sales	600	656	9.3%	--	--	--
Inventory	551	344	-37.6%	--	--	--
Months Supply of Inventory	3.3	0.8	-75.8%	--	--	--

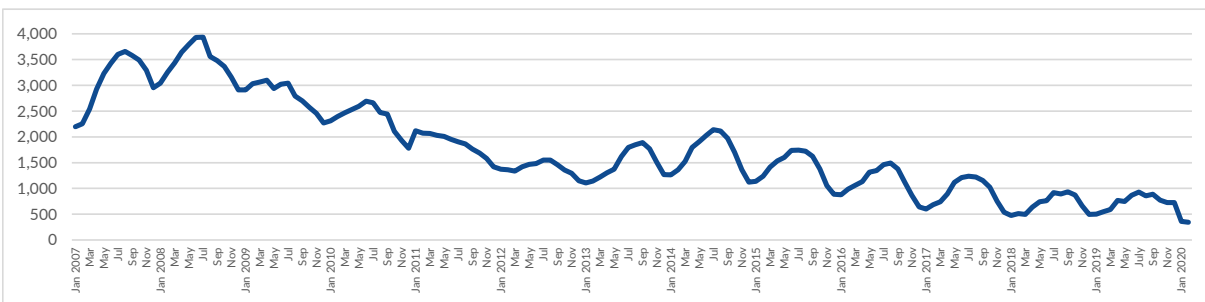
Closed Sales High: 931 in Jun 2016 | Low: 186 in Jan 2009 | Current Month: 401



Median Sales Price High: \$342,720 in Feb 2020 | Low: \$126,500 in Jan 2011 | Current Month: \$342,720



Inventory of Homes for Sale High: 3,935 in Jul 2007 | Low: 344 in Feb 2020 | Current Month: 344



These statistics are based upon information secured by the agent from the owner or their representative and reported to the Intermountain MLS (IMLS), a subsidiary of Boise Regional REALTORS® (BRR). The accuracy of this information, while deemed reliable, has not been verified and is not guaranteed. These statistics are not intended to represent the total number of properties sold in the geography noted during the specified time period. The IMLS and BRR provide these statistics for purposes of general market analysis but make no representations as to past or future performance. For additional information, please visit boirealtors.com/notes-on-data-sources-and-methodology. If you are a consumer, please contact a REALTOR® to get the most current and accurate information specific to your situation: intermountainmls.com/agentsearch.



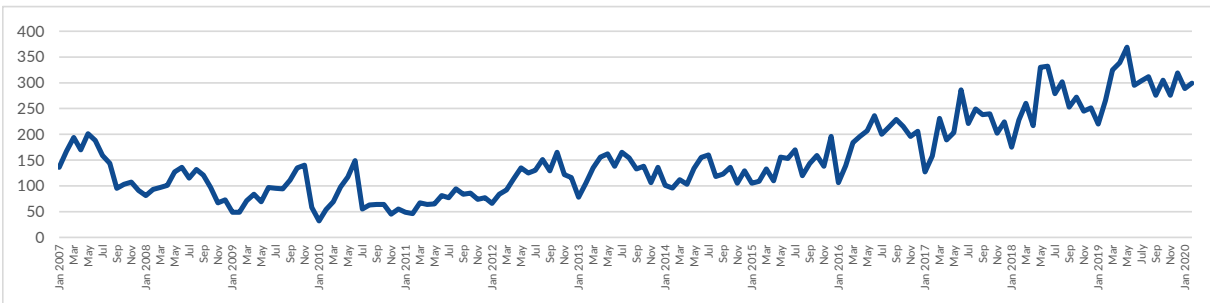
Ada County – New Construction

February 2020 Market Statistics

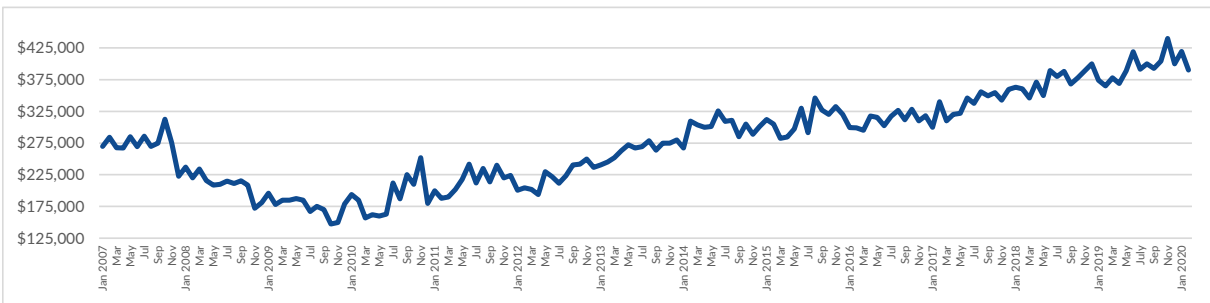
Copyright © 2020 Boise Regional REALTORS®
Data from the Intermountain MLS as of March 11, 2020

Key Metrics	Feb 2019	Feb 2020	% Chg	YTD 2019	YTD 2020	% Chg
Closed Sales	266	299	12.4%	486	589	21.2%
Median Sales Price	\$365,176	\$389,900	6.8%	\$369,286	\$405,000	9.7%
Days on Market	78	74	-5.1%	71	74	4.2%
Pending Sales	799	909	13.8%	--	--	--
Inventory	805	695	-13.7%	--	--	--
Months Supply of Inventory	1.4	2.2	57.1%	--	--	--

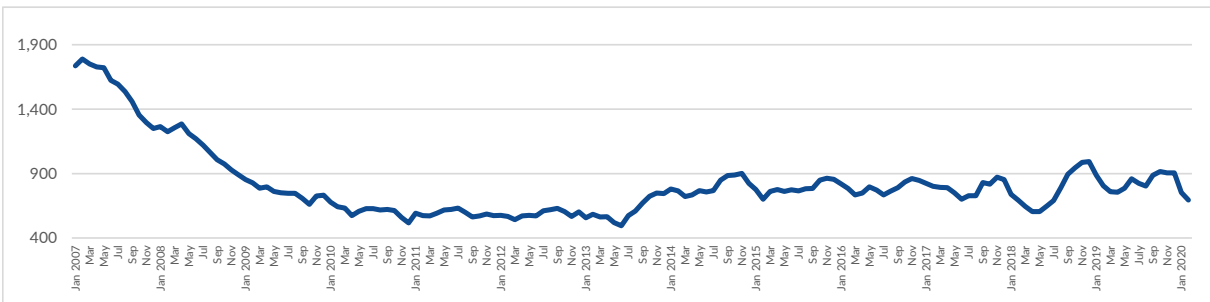
Closed Sales High: 508 in Aug 2005 (graph starts in 2007) | Low: 32 in Jan 2010 | Current Month: 299



Median Sales Price High: \$439,849 in Nov 2019 | Low: \$147,390 in Oct 2009 | Current Month: \$389,900



Inventory of Homes for Sale High: 1,894 in Sep 2006 (graph starts in 2007) | Low: 495 in Jun 2013 | Current Month: 695



These statistics are based upon information secured by the agent from the owner or their representative and reported to the Intermountain MLS (IMLS), a subsidiary of Boise Regional REALTORS® (BRR). The accuracy of this information, while deemed reliable, has not been verified and is not guaranteed. These statistics are not intended to represent the total number of properties sold in the geography noted during the specified time period. The IMLS and BRR provide these statistics for purposes of general market analysis but make no representations as to past or future performance. For additional information, please visit boirealtors.com/notes-on-data-sources-and-methodology. If you are a consumer, please contact a REALTOR® to get the most current and accurate information specific to your situation: intermountainmls.com/agentsearch.